



From the President:

I just wanted to give a great big shout out to everyone who participated in all of the events we've had recently. I was able to get down to Fairyland for part of the day and it was fantastic! Great shows and lots of people stopping by our tables to make and play with puppets.

There may be opportunities coming up in October in December for more participation. Fairyland has asked if we could have someone from the guild to walk around puppets the weekends of October 19/20 and 26/27. Your involvement could be as simple as showing up, getting free admission to the park, getting a bag of candy to hand out, and then walking around with a puppet interacting with a crowd. Ilene Kennedy has been in contact with Randal and Maria at Fairyland and now all we need are guild members to take a slot.

We'll send out a link to a Signup Genius a little later, but if you think you are interested send an email to president@sfbapg.org and let us know. This is a great opportunity to get your feet wet as a puppeteer without mounting a whole show! Hope to see you there!

Talib Huff

Guild Board and Officers

President

Talib Huff

president@sfbapg.org

CO-Vice Presidents

Ilene Kennedy

ikennedy@sfbapg.org

CE Choy

bokchoyspuppets@gmail.com

Secretary

Lee Armstrong

secretary@sfbapg.org

Treasurer

Valerie Nelson

treasurer@sfbapg.org

Membership

Elizabeth Leornard

John Arnold

membership@sfbapg.org

Programming

Samuel McGinnis

programming@sfbapg.org

Doug Zesiger

dczesiger@gmail.com

Library

Lee Armstrong

library@sfbapg.org

Newsletter

Michael Nelson

newsletter@sfbapg.org

**Northern California Puppet Festival
Celebrating 70 Years of SFBAPG**



Seventy years ago a small group of people started a regular gathering to discuss a shared interest in the puppetry arts. No doubt these gatherings were a source of joy, for they continued meeting and even formed a chartered guild of puppeteers.

It was in celebration and appreciation of that small group of movers and shakers (of puppets) that our board undertook to plan a festival.

Our two day Festival included 5 Performances, 1 Puppet Slam, 20 Workshop slots, a Puppet Exhibit, Puppet Store, a free Make-a-Puppet Table, and a Puppet Parade! We had a great turn out with people coming from near and far. Carol Sterling arrived from New York, and others arrived from San Diego, Los Angeles, Bakersfield, Reno and other locations.

The Festival was held at the Sonoma Community Center, an historic school building with a beautifully renovated theater. The staff was enthusiastic and helpful. We are so grateful the SCC agreed to host our event, were very accommodating and even donated much of their staff time to help us meet our goals. Other generous donors that helped us financially with the Festival were...

- The Nick Barone Scholarship Fund
- Martz Accountancy Corp.
- Folkmanis Puppets
- The Puppet Slam Network

And of course, this wouldn't have been possible without all of our amazing volunteers. The Core Committees started planning for this festival in Fall of 2023.

Festival Coordinators

Lee Armstrong

Marisol Himmel

Workshop Committee

CE Choy

Heather Gobbée

Michael Nelson

Performance Committee

Glynn Bartlett

Valerie Nelson

Lisa Zagone

Publicity Committee

John Arnold

Uel McGinnis

We are so grateful for the time, effort and energy of the above committee members who worked throughout the festival. We would also like to recognize John Arnold whose role expanded to working on a balanced budget, providing an excellent printed program and more. In addition to coordinating the very successful Puppet SLAM, “Summer of Puppet Love”, Michael and Valerie Nelson taught a workshop and performed some of their family shows. Ilene Kenedy was part of the core committee and she and her husband Michael organized and worked with youth at the Make-a-Puppet Table. Thank you!

Additional Volunteers we’d like to thank (in no particular order) include:

Kevin Menegus and Randal Metz curated and installed an amazing puppet exhibit, featuring puppets of our 70 year puppetry history. Additional help by Lisa Zagone, Bill Ferguson and Danalynne Menegus. News of the Puppet Exhibit at <https://www.sonomanews.com/article/entertainment/puppetry-sonoma-bay-area-puppeteers/>.

Camilla Henneman organized and ran the very popular and profitable Puppet Store.

Bill Ferguson was our lighting designer & general stage manager

Lisa Zagone coordinated front-of-house for performances and Beth Choy was stage manager for the SLAM.

Barbara Schora took on Volunteer coordination, plus the responsibility of lunches for presenters.

Lauren Brenner Curley wrote a great press release, created a colorful flier, then she and her husband, Tim Curley used their newspaper connections to get us important local news coverage.

<https://www.sonomanews.com/article/entertainment/many-strings-attached/>

Elizabeth Leonard helped coordinate the spectacular Puppet Parade, with music provided by Jon and Kathryn Williams.

Gabriel Galdemez helped in many ways including capturing some great photos of our event.

Wing Shum, Brie Yarbrough, Nina Dees and others kept the snack and beverage table full, which was greatly appreciated.

Many additional Guild members sat at the Registration table, oversaw the Puppet Exhibit, and were generally helpful and delightful including Peter Fallon, Hugo Shum & Dahlia Yarbrough.

And we don’t want to forget Tom Jensen, San Diego Guild President who helped with everything from moving tables to assisting in the theater.

We know we are leaving some people out. Please email us if you’d like to recognize the contributions of someone whose name isn’t on this list, as we want to acknowledge all contributions and will do an update in the October newsletter.

Our hope is that there will be more festivals like this in the future. To this end, we are compiling ideas, observations and suggestions for future events. What did you like best? What could be better? We recognize that ticket registration was challenging, and do not plan to use that system again in the future so no need to tell us so, but if you have other constructive ideas regarding the festival, please email us. We'd welcome your thoughts and will gladly add them to our list for consideration in planning future festivals.

We want to express our gratitude to everyone involved in making this festival a success. Your contributions truly made a difference, and we appreciate each and every one of you. From start to finish the undercurrent of joy was palpable.

Puppet festivals hold a unique significance in our communities by serving as a vibrant platform for connection, learning, and creativity. They bring people from diverse backgrounds together, fostering a sense of unity and shared experience. Through these festivals, we have the opportunity to learn from each other's skills, traditions, and artistic expressions, sparking new ideas and inspiring innovation. It is our hope that this festival not only leaves us with cherished memories but also ignites a passion for more such events in the future; continuing to enrich our cultural landscape.

Your Festival Coordinators

Marisol Himmel & Lee Armstrong

moddypuppets@yahoo.com & larmstrong@sfbapg.org


For Friday photos: <https://drive.google.com/drive/folders/1gd71Tb-OZLf33Zt1aILThW7-C1KS3jYd>

For Saturday photos: https://drive.google.com/drive/folders/1AG51ggoMLqwz7kscyyMa4wt_nMO6XV7v






Above: Swazzle Workshop, Hugo and Dahlia and friends, Uel and puppet, puppets at Puppetry Store.





Above Animalitos performance by Magical Moonshine, puppets and more puppets at the store, with Camilla Henneman way in the distance, Kennedys and Make-A-Puppet, John Arnold with worm in parade.





Above, giant Mariano Vallejo puppet in parade, Kevin Menegus and Jesse Vail of Fratello Marionettes, performing, puppets promoting puppets, and an example of the excellent exhibit of historical guild puppets at the festival, mounted by Randal Metz and Kevin Menegus.



Fairyland's Puppet Fair and the Guild

A Big "Thank You" to all S.F.B.A.P.G. Participants!

I just wanted to express my thanks to all of the guild volunteers who came to Fairyland for the Puppet Fair on Saturday, and helped with the event. Who would have thought that a torrential down pouring of rain would happen right as we opened the park's Magic Gates. Working with Fairyland staff, our guild volunteers helped to quickly take down the 60 + puppets on display and get them into the dry puppet theater. And when we couldn't remount the display for that day, the stalwart members banded together and divided their efforts to make it look like our Merry Meadow was filled with craft booths. Many happy

children left that day with a guild inspired puppet. So once again, thanks for making our annual Puppet Fair such an enjoyable experience for so many visitors!

Randal Metz, Director of the Storybook Puppet Theater.

Unfortunately (and almost unbelievably) it poured rain on Fairyland on Puppet Fair Saturday morning, so the puppet exhibit had to be quickly whisked inside to protect the puppets. On Sunday (not the guild's day) the puppets were out on display, so here are a few photos for guild members who missed them.



Puppet Fair at Children's Fairyland

Ilene Kennedy

Kennedy Puppets was actively involved in the Puppet Fair at Children's Fairyland, where our team worked at a table with the children. We brought a selection of puppets and engaged the kids in building their own creations. The response was fantastic—children who initially seemed hesitant quickly warmed up when the puppets came out. They were excited to interact with the puppets, and it was a joy to teach them how to create and operate their own puppet friends from start to finish.

The children enjoyed the process immensely, and we had a wonderful time engaging in puppet-to-puppet conversations with them. It was a delightful experience seeing the kids' creativity and enthusiasm in action.

In addition to our activities with the children, we had a productive meeting with the puppet coordinator, Randal, who heads the Children's Fairyland Puppet Performances, and is also our historian. As Vice President, I gained valuable insights into potential opportunities for collaboration with Children's Fairyland.

We discussed possibilities for participating in their Halloween and Christmas events, as well as ideas for incorporating more walk-around puppets and offering craft classes or support at the craft table. We're excited about the future and the potential for these new initiatives.

Tricks & Treats – A Halloween Spooktacular **August 28 - October 27**

Halloween magic comes to the Storybook Puppet Theater, thanks to the late master puppeteer, Nick Barone. Nick, a popular Bay Area performer who passed in 2014, has left this gift for the children of the Bay Area. The Storybook Puppet Theater is happy and proud to present this original tale for our theater's 68th anniversary.

What do you do when a group of monsters meet and greet in Fairyland? Put on a variety show, of course! Filled with lovable and friendly monsters, this comical show is designed to delight. Puppets, story, and songs by Nick Barone. Additional scenery by Warren Moten III.

We are excited to present, as close to the original as possible, this popular show by Nick Barone. In 2016 "Tricks & Treats" found a home at the Storybook theater with Randal Metz, thanks to Rose Barone. And like any Disney film, every 7 years (excluding Covid), it has returned to the theater. Back by popular demand the Monsters are at it again. This is a good chance to see Nick's work in person once again!





Local Summer Puppet Festivals

David Garden Jr.

I attended the Guild's Festival and had a wonderful time. Oh my! SO many different techniques for eye mechanisms.

At the giant puppet workshop I met some great folks who were new to the art of giant puppetry... From all walks of life: a tech guy, a retired nurse, and artists galore. The shadow theater show (The Green Bird) was a delight. I was blown away by the exhibit of puppets past & present. Wow! I didn't get to chat with Lee at any length, because she was too busy working! Well done.

We presented our Napa Valley Puppetry Festival in St. Helena on the last weekend in July. I'm very happy with the weekend attendance. A special shout-out to Michael & Valerie Nelson for curating the Forbidden Puppet Cabaret and to Michael for his "Puppet Man" performance on the outdoor stage. His giant (on loan) Osprey was a big hit at the Giant Puppet Parade.

Seems like people are really embracing puppetry these days...with both hands. Am I mistaken?

Puppet Making at the Northern California Puppet Festival

Ilene Kennedy

Kennedy Puppets participated in the festival on August 2nd, setting up in the main lobby. While we were scheduled to officially start around 10:00 AM, there was some confusion with people suggesting different start times, such as 9:30 or 9:00 AM. Despite the mix-up, we were happy to accommodate the early arrivals who were eager to create puppets.


As we set up, our focus was on providing a fun and engaging experience for the children. We brought our tabletop theater, allowing kids to learn how to operate their new puppet friends and showcase their creations. The Puppet Theater was a hit, giving children a chance to demonstrate their newfound skills and put on shows for their families and friends.

We offered a wide variety of puppets, including finger puppets, basic hand puppets, specialized hand puppets for children with special needs, oven mitt-style open-mouth puppets, and character-type puppets. On that day, we prepared a total of 364 puppets. Out of these, 62 were completed and found new homes with enthusiastic young puppeteers.

It was a joy to see the finished puppets and witness the imaginative shows the children performed. We hope our new puppeteers have many fun and creative moments with their puppet friends, and we look forward to seeing the unique shows and props they develop. Here's to their continued creativity and future puppet adventures!

Educating Educators

By Marisol Himmel of Moddy Puppets



I had the privilege of leading an Educators Workshop on Friday, August 2nd at the Northern California Puppet Festival. I had a hard time narrowing down what I would like to cover in my workshop. Though I had plenty of ideas, I quickly realized some would be easier to transport than others. I settled on sharing the apron puppet show of the plants and animals of Northern California that I had created with my Spark Homeschool Enrichment class. I decided that for the workshop I would simply perform the show and then lead educators through the steps I took to create it with the kids and finish by having them craft one of the paper puppets in the show. I was especially excited for this part as I wanted to share the paper puppets and the Pop Lock building system by Paper Poseables. (<http://www.paperposeables.com>)

The first morning of the festival was a whirlwind of activity, with everyone bustling to get set up, signed in, and into the right rooms. Despite the chaos, there was an undeniable excitement in the air, and the whole community center was buzzing with energy.

When the time finally arrived for me to do my presentation, I nervously fought back imposter syndrome and reminded myself that this was a group of people with whom I already have a lot in common. I didn't have to try to convince them of the merits and benefits of using puppetry to teach. Many of them have been doing it for years. I should be learning from them! But right now I would be sharing ideas with like minded folks. I took a deep breath and jumped into my presentation.


Despite some bumps (what was the next line of the poem? My owl puppet isn't working like it's supposed to! Oh boy, I forgot to bring in the scissors, how will they make the craft?), the workshop was fun and the participants were all so kind. It was a rewarding experience that reminded me of the power of creativity and community in education. By the end of the session, everyone had crafted their own paper otter and shared in the joy of bringing a little piece of Northern California to life through puppetry.

<https://moddypuppets.com/shop/ols/products/printable-otter-puppet>

Guild Member Fred Riley debuts new show!



Editor's note: Using masterfully manipulated table top puppets and shadows, fellow guild member Fred Riley debuted "The Ground" last month. I don't know what the future of this production is, but if you get another chance, go check it out. There's some amazing puppetry going on here!



The festivals are where it is happening!

August was a blur of activity - between our guild's festival and The Midwest regional Puppetry Palate which was held in Minneapolis.

There is something about the festivals in the Midwest. I have always come away feeling like I have reconnected with (and added to) family.

The workshops were brilliant and varied. The problem is that I want to go to all of them. Workshops included: Puppets in Education, a short course on marionettes by Kurt Hunter, making a personal memoir show by Monica Leo, sand drawings and shadows, rod puppets, foam puppets, integrating puppets, and live actors, presenting memoirs through puppet performance, play development and sound. I presented a workshop on making masks and costumes from oversized paper bags. I learned a valuable lesson about being able to buy common (heavy)materials when I arrived at the festival destination.



Many of the performances were held in a lovely old theater filled with masks and oversized puppets. called "The Heart of The Beast"

There was a common theme running throughout many of the performances. The theme of victims of violence, war and poverty forcing people from their homes and the experience of dealing with the refugee troubles when refugees come up against the devastating American governmental policies.

“Phantomloss,” a tragedy/comedy weaves Vietnamese mythology, and American pop culture into a tale of the trauma and healing experienced by a young woman whose family was torn apart when trying to escape post-war Vietnam.

One of the most powerful pieces was “Migrations/Migraciones” by Paradox Teatro Explored the global migration situation and global refugee crisis when it comes up against American border policies.

“Monkey Bears Harmolodic Workshops Showcase” included pieces from five graduates of the workshop program created to support Indigenous, American, black, and underserved communities in developing creative and technical skills in contemporary puppetry.

There was also a wonderful variety of family friendly shows, including: Punch & Judy by Parasol Puppets,

“The Amazing Gnip Gnop Circus” (a glow in the dark ping-pong circus spectacular,) “Uncle Rabbits Adventures” by Eulenspiegel Puppet Theater, “The Fisherman and his Wife” by Pam Corcoran and “New Squid on the Block.”

The Saturday night slam ran the gamut. One of my favorites was a hilarious father-daughter performance of a couple of well-educated head lice versus a comb to some very thought-provoking pieces. I presented my “The Storyteller of Koshebe”. I was able to video-call Sukem, the real life boy in the story who is currently staying in Awka, Nigeria. I turned the phone around and introduced Sukem to the audience who gave him a resounding ovation. My eyes still fill with tears remembering it. So now I am home again, filled with wonderful memories and new ideas for shows. If you have not yet ventured out of our area to attend a festival in another region, put it on your list of “Must do soon” activities. The relationships I have made at festivals are treasured friendships that I will carry with me all my life. And next year!....Drumroll.....! The National Festival!!! See you there!



**Grow Your Puppet Skills
Upcoming Workshops!**

Guild Member Risa Lenore is offering Bay Area workshops

Puppet Workshop for Grownups

FRIDAY, SEPTEMBER 6 · 1 - 4pm PDT

AT INTERSECTION FOR THE ARTS

1446 Market St, San Francisco, CA 94102

Risa Lenore, a talented puppeteer, will guide you through the process of designing and building your very own puppet. No prior experience required, just come with your imagination and a willingness to create! All materials provided. Don't miss this unique opportunity to unleash your inner puppeteer and connect with fellow puppet enthusiasts. Donations accepted at event. Please arrive on time for the demo and to have ample time to create! See you there!

Community Puppet Making Workshop

SATURDAY, SEPTEMBER 14th -12-3pm

KALA COMMUNITY CLASSROOM

2990 San Pablo Ave, Berkeley, CA 94702

Join us for a community art workshop! Make rod puppets with professional puppeteer and educator Risa Lenore. Using a basic sculpting technique, hot glue and fun accessories, each participant will build a character from their imagination. You will take home your creation at the end of the workshop and you too can become a puppeteer! Come Early for the DEMO and have ample time to create! This family activity is best for ages 8 and up.

Work-In-Progress Showing

FRIDAY SEPTEMBER 27th at 1pm

INTERSECTION FOR THE ARTS

1446 Market St, San Francisco, CA 94102

Come and join us for a special event showcasing the WORKS IN PROGRESS of Agents of Change - a multi-form Puppet Theatre Show by Possibly Puppets, a handmade theater company. Paper puppets make way for table-top puppets and human clowns in this rollicking adventure through 4 surreal puppet vignettes about transformation and hope. Get ready to be amazed by the creativity and talent of these puppeteers as they bring their stories to life. This work will be unfinished, raw, incomplete- and we want you there to see us stumble through so we can best polish up by the November premiere of this work. We will be fielding questions and comments at the end of the show. Don't miss out on this unique opportunity to see these talented artists in action! See you there!

FALL WORKSHOPS WITH THE CHICAGO PUPPET FEST

Take a live, online workshop from anywhere in the world with the Chicago International Puppet Theater Festival! Workshops are offered year-round, and this fall's line up includes:

- Toy Theater 1 with Blair Thomas
- Literature of World Puppetry with Paulette Richards
- Cardboard Sculpting with Tarish "Jeghetto" Pipkins
- Toy Theater 2 with Blair Thomas
- Shadow Puppetry 1 with Chinese Theatre Works
- 150 Hand Puppet Techniques with Chad Williams
- Shadow Puppetry 2: Mechanisms with Linda Wingerter
- Digital to Physical: Computers and Cutting Machines for Puppets with Myra Su

See website for specific length, days/times, and cost– each workshop is different. These classes offer expert instruction, work sessions, group sharing, and personal feedback, making these some of the most enjoyable and productive workshop opportunities available. Register at chicagopuppetfest.org/fall-2024-workshops/. Send questions to Director of Education, Taylor Bibat, at taylor@ChicagoPuppetFest.org.

Bonus!

Get 15% off with the Promo Code PUPPETLOVE if you:

1. Register for a workshop at least 2 weeks before it starts

— or —

2. Register for 2 or more workshops at once

READ ON FOR INFO!



WORKSHOPS

Toy Theater I: A Miniature Universe (Level 1) with Blair Thomas

September 30 – October 6, 2024

1 week: Mon, Tues, Thurs, Sat, and Sun

6 – 8pm CDT

Cost: \$250

A Miniature Universe: Intro to Toy Theater (Level 1) introduces the technique of conceiving, designing, building and performing a Toy Theater show using found text or original text. Fabrication and Performance experience helpful but not necessary. Participants will complete a short Toy Theater show.

Shadow Puppetry I (Level 1) with Chinese Theatre Works

October 28 – November 3, 2024

1 week: Mon, Tues, Thurs, Sat, and Sun

7 – 9pm CDT

Cost: \$250

Shadow Puppetry 1 (Level 1) is an introduction to the form for the beginning puppeteer. Students will create a desktop shadow theater, build and create basic shadow figures and environments and devise their own short pieces with music or text. An overview of world shadow puppetry traditions is included as well as an introduction to light sources and fabrication. The course makes use of basic materials including home recyclables.

Literature of World Puppetry (Level 1) with Dr. Paulette Richards

October 1 – December 3, 2024

(no class on Election Day, 11/5, and the week of Thanksgiving, 11/26)

8 sessions over 8 weeks:

Tuesdays: 6:30 – 8pm CDT

Cost: \$300

Why do puppets excel at telling the world's most beloved stories? Puppets can fly. Puppets can swim. They can be enormous or tiny. They can bring animal, mineral, or vegetable as well as human characters to life. This introduction to puppet dramaturgy will explore the enduring magic of staging the world's literary masterpieces with puppets. Provided texts include The Ramayana, Punch and Judy, The Love Suicides at Amijima, Anansi stories, and more. Chicago Puppet Fest Symposium curator and author of Object Performance in the Black Atlantic, Dr. Paulette Richards, teaches this seminar.

Cardboard Sculpting with Tarish "Jeghetto" Pipkins

October 8 – 24, 2024

6 sessions over 3 weeks:

Tuesdays and Thursdays: 7 – 9pm CDT

Cost: \$300

In Cardboard Sculpting (Level 1) you will learn to sculpt and build a puppet out of cardboard with master puppeteer and builder Tarish "Jeghetto" Pipkins. Jeghetto's unique style integrates functional puppet armatures and controls with a variety of found materials. Think outside the cardboard box by creating a rod puppet with it. Jeghetto will share his unique building techniques as well as manipulating your creation.

Toy Theater II (Level 2) with Blair Thomas

October 9 – 23, 2024

5 sessions over 3 weeks: Wednesday 10/9; Thursday 10/10; Wednesday 10/16; Thursday 10/17;

Wednesday 10/23

6 – 8pm CDT

Cost: \$250

Toy Theater II (Level 2) will be an opportunity for participants to further develop their shows. We will be exploring different ways of articulating and mounting puppets and of enhancing the illusion of depth through stage design and lighting. We will also look at the dramaturgy of the miniature spectacle and isolate the compositional elements of this highly visual theater form as participants prepare for an informal –yet always exciting– showing on the last day.

Note: To take this workshop, it is not necessary for you to have taken the Chicago Puppet Fest's Toy Theater 1, but it is important that you have a foundational understanding of the form. If you have questions about this, please email Director of Education, taylor@chicagopuppetfest.org.

150 Hand Puppet Techniques (Level 1) with Chad Williams

November 4 – December 16, 2024

(no class the week of Thanksgiving, 11/25)

6 sessions over 6 weeks:

Mondays: 6 – 8pm CDT

Cost: \$300

150 Hand Puppet Techniques (Level 1) is great for beginners or puppetry pros! Participants will create their own hand puppets and learn the best techniques and secrets from a hand puppetry expert. Each week we will build, play, learn, and perform! Puppeteer Chad Williams incorporates moves from Chinese Bu Dai Xi, European glove puppetry, and other traditions into his modern style.

Shadow Puppetry II: Mechanisms (Level 2) with Linda Wingerter

November 6 – 20, 2024

5 sessions over 3 weeks: Wednesday 11/6; Thursday 11/7; Wednesday 11/13; Thursday 11/14;

Wednesday 11/20

7 – 9pm CDT

Cost: \$250

Shadow Puppetry II (Level 2) focuses on the introduction of different mechanism for shadow puppets beyond the basic jointed puppet. The realization of ideas in shadow puppet form stem from concepts and design.

Note: To take this workshop, it is not necessary for you to have taken the Chicago Puppet Fest's Shadow Puppetry 1, but it is important that you have a foundational understanding of the form. If you have questions about this, please email Director of Education, taylor@chicagopuppetfest.org.

Digital to Physical: Computers and Cutting Machines for Puppets with Myra Su

Sunday, November 10, 2024

10am – 12pm CDT

Cost: \$50

To help you save time and your wrists, Digital to Physical: Computers and Cutting Machines for Puppets (Level 1) aims to share digital tools that can help elevate your next puppet project! We will learn how to digitize puppet designs into programs like Photoshop and Illustrator so that physical parts can be made using a craft cutting machine or laser cutter. Most importantly, we will learn ways to retain the human touch in our designs when digitizing them. These techniques are useful in creating shadow puppets and also limbs that can be assembled into a 3D puppet. Prior experience with this software is not necessary.

Send Newsletter articles to newsletter@sfbapg.org by the last day of each month.

