



The official newsletter of
San Francisco Bay Area Puppeteers' Guild
Looking for updates and missed information?
Check for it at SFBAPG.ORG

SFBAPG is a charter guild of the Puppeteers of America, Inc., a non-profit, tax exempt organization

MAY 2020-ELECTION ISSUE & BALLOT

*Make your own Dr.
Fauci rod puppet!*



ATTACHABLE CAPE



BACK VIEW

Guild Board and Officers

President

Judy Roberto
be_artsy@hotmail.com

Co-Vice Presidents

Lee Armstrong
images@vom.com
707-996-9474

Ilene Cleveland
hope922000@yahoo.com

Membership Officer

Michael Nelson
707-363-4573
mail@magicalmoonshine.org

Secretary

Barbara Grillo
bgrillo@contracosta.edu

Treasurer

Valerie Nelson
mail@magicalmoonshine.org

Webmaster

Gabriel Galdamez
gabriel@cmtministries.org

Nicole Graveley
nicole@yahoo.com

Glynn (Tree) Bartlett
glynntree@hotmail.com
831-239-9281

Librarian

Lee Armstrong
707-996-9474

Guild Programming update (please read as there are changes due to Social Distancing requirements)

MAY GUILD MEETING Sat., May 30th, 3-5:30 pm. Benicia Public Library, the Dona Benicia Room, 150 E L St, Benicia **Postponed. Stay tuned for rescheduling.**

Puppet Show. “Stinky Tales” at 3 pm is an interactive storytelling experience bringing children and puppets together to explore the everyday social problems of childhood. And the creatives, **Doug & Annie Zesiger**, will share their new web series, <https://www.stinkytales.com>, bringing big laughs while teaching empathy and confidence to 3-8 year olds. Bring your friends and family. Great for all ages, 3 to 103! Guild meeting after the performance

Doug Zesiger is the creator of 'Stinky Tales', a web series helping children navigate the social-emotional world with humor and understanding. He voices Dillard the Dragon who is the primary mistake maker for the madcap cast. Doug is also a beloved kindergarten teacher, storyteller, musician, parent and grandparent. Dillard and his pals have become treasured characters on the Marin Country Day School campus and beyond these many years.



Anne Nachtrieb Zesiger is an award-winning singer-songwriter as well as an innovative kindergarten and music teacher. Anne composes and produces the music of Stinky Tales and is also the voice and personality behind Stinky the Cat and Penny Badger, two of our 'Stinky Tales' friends. Anne's children's music awards include a Gold Selection by NAPPA (National Association of Parenting Publications), a Silver Parent's Choice award, and a Just Plain Folks finalist. Every episode features an original and catchy song which helps children internalize the important lessons of each story.

The May Guild meeting has been postponed, but that doesn't mean you can't enjoy “Stinky Tales” from the comfort of your home. Stinky Tales is particularly applicable now, as the new videos deal with issues of isolation and social distancing. Tune in to “Happy Birthday Stinky!” where it's Stinky's birthday, but since all of her friends are sheltering in place, she can't have a birthday party, or can she? <https://www.youtube.com/watch?v=q8yKQgK3iQk> and “Me, Myself & I” as Penny Badger learns that boredom is nothing to be afraid of, as it can lead to inspiration and creativity, <https://www.youtube.com/watch?v=2NuEUdfpGW4>.

Doug and Annie started Stinky Tales over 20 years ago when their two youngest children got stuck in a typical sibling conflict. Doug plucked a stuffed cat off a shelf, named her Stinky, and the first of many Stinky Tales was told. With Stinky's help their kids processed their issue, but from a safe distance. They were able to hear both sides without feeling defensive and even offered Stinky wise

advice on how best to solve her problem. Doug and Annie were amazed at the results and 'Stinky Tales' was born.

Fast forward to Doug's thirteen years of teaching kindergarden at Marin Country Day School, where he used the same characters and approach weekly with 60 children. Doug remarks, "I've watched year after year, as a large group of children learned to speak more skillfully to each other, to have clearer boundaries, and to exhibit kind and more ethical behaviors. Why? Because Stinky and Dillard just navigated the same problem and often with the help of the same children who made the mistake in the first place. The power of this perspective shift still amazes me after all of these years."

And those toddlers who were the inspiration behind the original Stinky Tales are now adults and on the team helping to bring "Stinky Tales" to children and families everywhere. Katie is the show's art director and has created all of the graphic elements and illustrations as well as designing the website. Will has been involved in business operations, social media and songwriting. He wrote and performed the show's theme song. And the smiling face you see on their web home page is their granddaughter Mia.

Doug and Annie are two of our newest Guild members. They produce their own videos, shooting in the music room of their house. They've installed a green screen set and learned video production as they developed their shows. The puppets were built by Images In Motion, which had the pleasure of working with them on their TV pilot a few years ago.

Stinky Tales is their labor of love. Doug has a true gift for talking to children in an empowering way, a new Mr. Rogers. Annie encapsulated the show's life lessons in her memorable songs. Help support them by liking and subscribing to their YouTube Channel, <https://bit.ly/2M2IisC>. You can join their mailing list on their website, <https://www.stinkytales.com/> and share their shows with your friends.

Two Other Events That will be Rescheduled.

FELTING WORKSHOP & PUPPETS FOR EARLY CHILDHOOD EDUCATORS at Contra Costa College

Still Scheduled at this time...

Pacific Northwest Region PUPPET FESTIVAL: *Left Coast Puppet Love Fest* – Aug 6-9, Portland, Oregon. Fun-filled days of workshops and shows, with puppet exhibit, puppet store and more!
Festival Directors: Mary Nagler & Dustin Curtis

Annual Puppet Faire at Fairyland, Oakland, Sept. 5-6. Two days of puppet shows, a puppet exhibit and lots of fun to celebrate Fairyland's 70th birthday (opened 09/02/1950) and the Guild's 65th!

Please note that Guild Meetings are free. Guild sponsored Events have a small fee to cover the cost of the leader/performer, venue and supplies, if needed.

PROGRAMMING HELP WANTED!

- Would you like to suggest a program for a Guild meeting?

- Do you have a show or skill that would be of interest to our membership?
- Would you like to have a Guild meeting in your community and could provide your home, your local library, church, community center or...?
- Would you like to be on the Programming Committee?

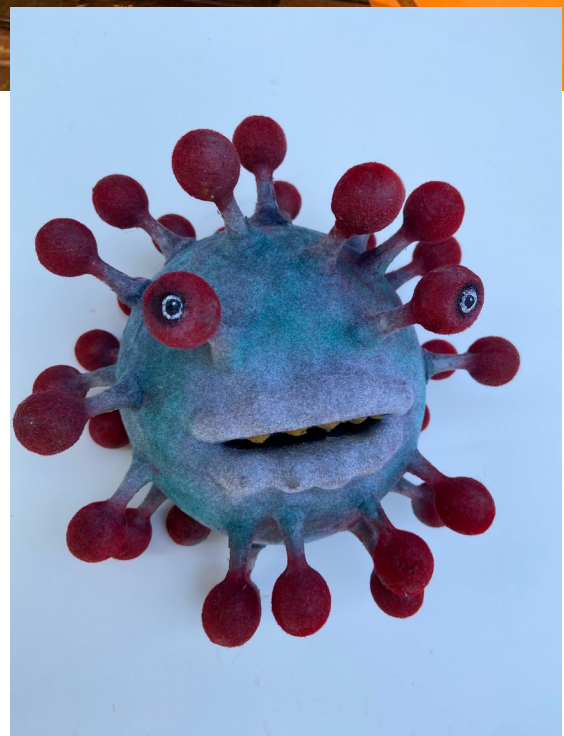

If so, please contact Lee Armstrong, images@vom.com, cell 707 738-5906 or anyone on the Guild Board.

Puppet PSA Attacks Covid Virus


by Lee Armstrong

Puppets can be a powerful visual tool to convey a message in a unique way. In this year of the Covid-19 virus, there have been many PSAs (public service announcements) showing handwashing. Handwashing is a commonplace hygiene practice and it's hard for children to imagine the impact this can have in defeating the Covid virus... unless you show it. So, now there is the nasty Covid 19 puppet, built by Images in Motion.

Images In Motion is shooting PSAs for Safety Pals, Sonoma County Fire Department as part of their school and community outreach. The Safety Pals team had been taking safety messages to the schools with a great assortment of puppets and firefighter clowns. In the past, Mary Nagler, with a strong background in puppetry and clowning, was instrumental in working with Safety Pals, building puppets and training firefighters with their clown characters and puppets. Mary has since moved to Portland. Before the virus struck, Safety Pals visited Images in Motion with the idea of doing some video outreach. They originally thought that first topics would be fire emergency









preparation, water safety and other pertinent issues. However, with the pandemic, a Covid virus PSA has been fast-tracked.



In the course of the last week, Kamela Portuges 3D modeled and printed a Covid virus puppet. Kieron Robbins molded the puppet in silicon and cast the shape in pillow foam. The nubs were attached, then the puppet was coated in adhesive. Grey and red flocking material was used to "paint" the puppet. Flocking gives a soft, velvet-like look on camera.

PAGE 2 / 4

SCENE #:	SHOT #:	SHOT SIZE:	SCENE #:	SHOT #:	SHOT SIZE:	SCENE #:	SHOT #:	SHOT SIZE:
								
Child walks in - Hand From Handle to Side - Covid "weee"			XCU of Child hand V.O Make Sure you Wash your hands					
								
XCU Ha! Amateur!			You think you can wash me off with water!			XXCU Water alone won't Defeat me! V.O. make sure you use Soap.		

Kamela, Kieron and Lee (Armstrong) wrote a script, based on the CDC (Center for Disease Control) guidelines for handwashing, then Kamela storyboarded the shots. In the PSA, a narcissistic Covid virus lands on a hand, and we view the microscopic world as the virus succumbs to the deadly combination of water and soap, as hands lather for 20 seconds. As the Covid virus' fatty layer is dissolved and it swirls down the drain, the hands are victorious.



The puppet was shot on green-screen and composited into handwashing footage. Kamela both puppeteered and did a complex edit to marry the footage together. This broadcast quality PSA will be completed the 1st week of May and will be distributed by Safety Pals online. Check out our behind the scenes photos and when complete, the PSA on our FB page, www.facebook.com/ImagesinMotionMedia.

GUILD ELECTIONS!

Nominations for Guild Board of Directors

The Nominating Committee is presenting three candidates (bios below) for the three Board of Director positions. The Board of Director positions require a three year commitment. Candidates must have been a member for at least one year.

There are normally 3 ways to vote including (in the past) by attending the June Guild meeting which we won't have this year due to Social Distancing. That leaves voting by email or postal mail. Please email or mail your ballot by June 1st to Elisheva Hart, 1405 Caulfield Lane #B, Petaluma, CA , 94954, email address: ishvahart@yahoo.com .

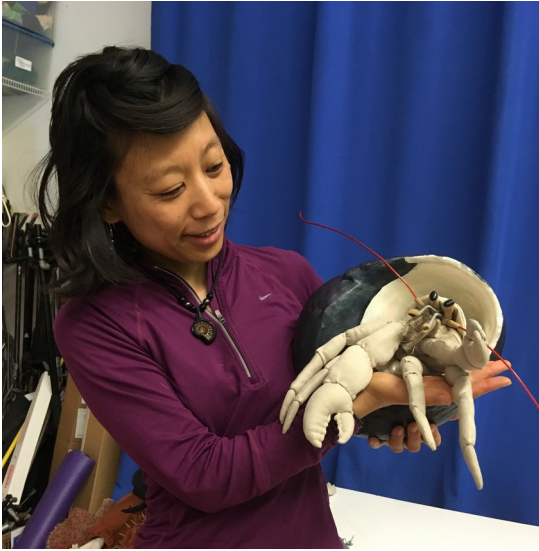
Please vote for up to 3 of the candidates listed below. You may also add a write-in candidate if you are voting by email or mail. However, a nominated individual must give their consent to being a candidate, and fulfill the two above mentioned criteria. Each Guild member can choose up to 3 candidates for the 3 positions, including votes for write-in candidates.

We thank these candidates for their willingness to support the art of puppetry in the Bay Area!

Submitted by the Nominating Committee: Judy Roberto, and Elisheva Hart.



Camilla Henneman is a retired teacher/special effects artist from Santa Cruz. She has been a member (off and on) since the 1990's. Camilla is currently embarking on her 3rd career as a laid back quarantined puppet builder/Covid mask maker. Camilla has taught puppetry to elementary age students for many years. Additionally she has taught shadow puppet, crankie and mask workshops for the SF guild. She enjoys long walks on the beach, puppet festivals, family and white wine.



Nao Kobayashi (pronounce like "now") designs and creates puppets and costume for theatre, museums, institutes, and entertainment. Originally from Japan recently in northern California, she holds a MFA in Costume Design and Technology in Theatre, TV and Film from San Diego State University, a BA in Technical Theater from Sonoma State University. Over the past decade she has worked on various projects with dance and theater productions, fashion and entertainment companies, as well as artworks with independent artists, dancers, musicians and performers in Japan and artists from other countries.

In puppetry, she uses her studio skills of sculpture, sketches and fabric modification, and martial art and dance as movement and body understanding. She often works in creative teams with interdisciplinary characteristics, by expanding ideas to cross borders, as well as deepening and refining details.



LaVera Wilson is a mixed media artist. She's been a doll maker for 15 years with American Black Beauty Doll Artists and a burgeoning Puppeteer. She recently started her business "Ms. Vee's Puppet Edutheater" where she creates hand, shadow and paper puppets that entertain and educate. She says: "I am amazed and fascinated by puppetry's ability to reach the heart and communicate wonder and joy". She lives in the Bay Area with her husband and 3 children.

"OLA!" "Hi!",

from Elisheva.

Without our wonderful Guild (postponed) events or puppet shows to attend, what shall I write about? Ahah! I'm falling back on some advice I've given families who are currently home schooling. "Once the kids have done their required school work, use some of this extra time as a golden opportunity to get out family history and talk about it-whether year books, photos, artifacts, maps, etc. Maybe the photos could be organized. Currently I wish I'd asked my parents and/or grandparents about the influenza epidemic in the early 1900's.

So, I'm following my own advice and present some more tidbits from my adventures in 1973-74 experimenting with using puppets to help young school children have fun while learning new words in both Spanish and English. These are taken from a booklet I wrote, "¡Buenos Dias, Pajarito! "Good Morning Little Bird!" and our Guild Newsletter for April, 2020 has the first story. (pages 6, 7, and 8.)

[That story actually comes at the end of my 'research", not at the beginning! However Pajarito "kicked off" the events in a circle time play, presenting 3 new words each visit to the kindergarten in a Watsonville elementary school.]

"Making puppets: One of the activity tables after circle time is available with supplies for making puppets. Materials are the same as were used to make the puppets in the play, most of the supplies are recycled. One girl was shy to the point of weeping the whole first day of school. Each weekly visit I noticed her unfolding more and more. One day, while we were making paper cup puppets, I drew on some glasses (which the girl also wore). I showed her that I wore glasses and also the Grandmother puppet did. She happily and very vocally made about a dozen puppets that day-all wearing eyeglasses! Other children made large puppet families."

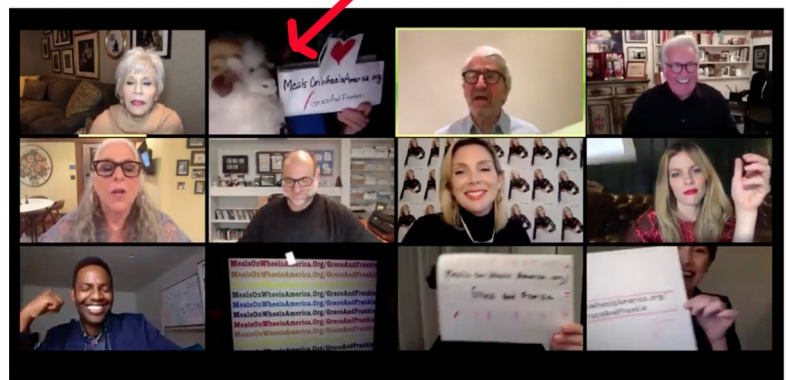
[I also learned from the children.] "One self assured little fellow spent several minutes kindly but firmly correcting my [Spanish] pronunciation one morning until I had mastered the word. He certainly felt OK about his language[s] and assured me he had *taught* himself both languages!"

UPDATES FROM OUR MEMBERS!

From Guild Member Wendy Morton: I put together a parody video with my Folkmanis Crow puppet, it is on Youtube <https://youtu.be/DiZlgVhB9OI>. (My husband) John was willing to help me out puppeteering, playing guitar and working the camera. For lighting we used a flashlight and an overhead projector. We shot this over a couple days, in the living room and bathroom, no retakes. Then the editing took forever.

Don't forget that puppets are a great addition to Zoom meetings! Lily Tomlin brought a Folkmanis Fluffy Ram to her fundraising script read for Meals on Wheels. Jane Fonda referred to the puppet as a "scene stealer".

Lily Tomlin "rocks" her Folkmanis puppet on a Zoom meeting for Meals on Wheels.



I'm Marisol Himmel of Moddy Puppets. I run a homeschool enrichment program and I use puppets in my classroom. Since the covid-19 lockdown, I've had to transition my classes to an online platform for distance learning. My puppets have become a much bigger part of my class now as they are so helpful in keeping the kids engaged throughout the day and I have recently begun filming them. The short clips I film for my French class are now available on YouTube.

[Moddy's Buddies](http://www.youtube.com/moddysbuddies) can be found at <http://www.youtube.com/moddysbuddies>

As a side project, I've been doing weekly live streams on Instagram with my puppet Alexa @ModdyPuppets every Wednesday at 9:30am

We sing songs and have different art projects each weeks and have even started up a dinosaur club with our audience. Recordings of these "play dates" are also available on YouTube but it's a lot more fun to catch it live and join the chat.



Moddy's Buddies

My name is Marisol (Moddy) H. and I've created this channel to share videos where kids of all ages can learn ASL, Spanish, how to draw, do origami, or just g...

That's my puppet news for now. Thank you so much for all you do. I hope everyone is staying healthy and safe.

Sandra Starr wrote: Fellow puppeteers,

I have had the good fortune to have had a full career in the professional performance world with my rod puppets. Due to my age I thought those days were over and that was ok.

I have had a long relationship with a wonderful school in Lafayette. When all of this current challenge came up I wanted to participate.

So I made , so far, over a 100 masks. But more in me was itching.

I got permission to join a few classes on Zoom at that school. I agreed with the teachers on a plan. It is very simple. I go in as just another one of the group except with a hand puppet I made that I am personally attached to (maybe I am attached to them all but especially this one). This silly little dog listens and responds to all that is happening and affirms the best of the flow. He just silently reacts. Now the teachers will ask me for a song and Boofer and I present our own playful version of "ABC" and "Twinkle" or other ones I have written.

It is ridiculously simple and so gratifying. Just plain fun and the children seem to love it and the teachers seem to be happy with my presence in their virtual classroom.

Thank you for letting me share. With Love and Gratitude, Sandra Starr, Company of the Unicorn, Starr Players--PS. I had to have patient help to get on zoom and feel comfortable navigating it. I am not of the computer age but I did it. (With Help)

From Magical Moonshine Theatre Like many of the guild performing puppeteers pretty much all of our engagements have been canceled or postponed due to Social Distancing requirements. Some libraries are exploring the idea of virtual performances. What might that look like? One possibility is the performer putting on their show in front of a camera while the actual live performance is being streamed over the internet. As a live performer, this will be challenging I suspect (yes, we are going to try it) because, as every live performer knows, you get a lot of exciting energy from your audience, and I suspect that we won't really be able to feel them over the internet! We'll see. Another library requested situation is one with a fully prerecorded version of the show that is presented. In both situations, the show might stay up online for general viewing for up to 7 days before being taken down. This is all new to a lot of live performers like us, so we shall have to see how it goes. So far we have not done a "virtual" performance yet.

Valerie and I also teach puppetry and drama at Willow Arts Magnet Elementary in Napa. Our teaching has continued over the internet, using an interface called Zoom. We plan our classes and try to engage our students with fun drama and puppets live over the internet. It's challenging with new technology we have to learn as well as new ways to engage the students. Add to that that the students are already dealing with staying home from school and worries related to health as well as family tensions that could be anything from sickness to lack of income to being forced to shelter all together. It's a tough time for many families and we try to bring a little fun and normalcy to them if we can (the good part is they all know us already so are ready to have fun with us when we "Zoom" with them.)

We have also been reading aloud for the Napa Unified School District's Virtual Reading Circle on Facebook. We use green screen to put ourselves into the picture books and try to make some fun little productions. I've also used toy theatre sets to create a tea shop where I am the tea master and story teller for some folktales. If you want to check out a couple of samples, you can see them listed below. For links to many of our recordings:

<https://docs.google.com/document/d/18xS-g3YU-qFhRNpPzTI0bbBkL1kZs7NM07-2ZFXRLDo/edit?usp=sharing>



Left: Folktale in toy theatre set with green screen: <https://youtu.be/JTLBsLA-MvI>



To Right: For our students, making a simple puppet stage at home with almost nothing: https://youtu.be/Do-6HX_Lzb4



To above Left- a picture book with green screen: <https://youtu.be/ZRzDOzF9GLM>

Send newsletter articles to newsletter@sfbapg.org. Send Calendar listings to events@sfbapg.org